

















## General safety instructions

Warning! When using pontoons read all the warnings below and ensure that all personnel are briefed.

-  Manual handling hatch lids are heavy.
-  Finger entrapment areas where the pins are inserted during installation and hatch lids.
-  Lifting using approved lifting points only - requirement to inspect every 12 months.
-  When working over water, ensure adequate measures are in place to prevent falls into water and that rescue equipment is on hand.
-  The owner/hirer is required to carry out adequate stability and structural checks for each intended use and arrangement of pontoons. When loading/unloading onto a barge ensure the load is distributed evenly and does not over-stress or destabilise the pontoons.
-  Inspect the pontoon after each use to ensure that plates and frames have not been damaged.
-  When ballasting the pontoons, ensure a ballasting plan has been produced.
-  Use designed attachments for fitting attachments such as handrails, bollards and winches.
-  Use mats as necessary to spread point loads.
-  Ensure mooring and towing lines are kept clear.
-  Do not do any welding or hot work to the pontoons without removing the lids and venting the pontoons.
-  COSHH Data on paint system.
-  Pontoon GRP handrails are for edge protection only, they should not be used in pedestrian access routes or within close proximity to vehicles.
-  Confined space risk when entering the pontoon - risk of suffocation.
-  When using spud legs, follow the operating instructions and safety warnings.
-  When operating winches, follow the operating instructions and safety warnings.